




Instruction on Tire Assemblies Tools For Manual Chair

June 7th 2016




1. Tools Map For Tire Assemblies



- 1、 Base bar
- 2、 Rocker
- 3、 Lengthening bar
- 4、 Small tire guide (PU tire)
- 5、 Small tire guide (Insert tire)
- 6、 Large tire guide
- 7、 Axle shaft
- 8、 Clamp assembly
- 9、 Clamp screws



2. Clamp the base bar.



Clamp the base bar on the bench vise, make sure the base bar is clamped firmly, as the picture shows.



3. Install Axle Shaft



Install the axle shaft on the base bar and then fastened by the screw firmly.





4. Install Rocker



Insert the rocker into axle shaft, make the end face of rocker be parallel with the sectional face of axle shaft.



5. Clamp Assembly



Put the wheel rim without tire on the axle shaft vertically, make sure the rim on the lower clamp pad, and then fastened the clamp assembly by screws.




6. Adjustment of Upper Clamp Pad



According to the width of rim, and then adjust the nut of upper clamp to make the rim fastened with the clamp, finally fasten the nut on the clamp.



7. Install Large Tire Guide (PU tire) .



According to the OD of the rim, adjust the position of large tire guide and then fasten the screws at the bottom. Please refer to right picture.

Remark: Put some lubricant on the large tire guide at first assembly



8. Install Lengthening Bar



Insert the lengthening bar into rocker, and adjust the position according to the force of assembly, finally, fastened by the quick bolt firmly.




9. Whole Map For Finished Assembly Tool of Manual Chair




Install Small Tire Guide And Insert Tire Guide

Install PU tire guide knife for small rim



Install insert tire guide knife for rim



1. According to the OD of the rim, install the guide knife for small rim(as it shows on the left picture) and fasten the screws at the bottom.

2. Assembly steps for insert tire guide knife same as PU tire guide knife , (as it shows on the right picture)

Remark: Put some lubricant on the large tire guide at first assembly





Thank You!

